












Support & Help

Here you'll find everything you need to get started with P-DIGITALTV service.






1. How to Make the Service Work

-  Choose your subscription plan
-  Receive your activation email
-  Install a compatible app (we'll tell you depending on your device)
-  Once the app is installed, we'll either activate your plan remotely or you'll need to enter your account id or a M3U link
-  Start watching - Enjoy!

2. App Functionalities

-  Live TV channels
-  Video on Demand (VOD)
-  Multi-screen / split view
-  TV Guide (EPG)
-  Replay & catch-up
-  And much more...

3. Troubleshooting Guide

-  Channels not working, frozen or stuttering? check your internet connection, or check other channels; if there's no change, move to next troubleshoot steps or reach out support
-  App won't open → Try uninstall/reinstalling it
-  Channels missing → Check your internet or login credentials, or contact support if you see an error message
-  Buffering → Use stable Wi-Fi or switch to Ethernet → a 5G wifi network or higher would be very suitable
-  Link or account expired? → Contact support for renewal

4. Video Help

- How to install your app on your device ?

https://www.youtube.com/watch?v=XoxC5AmBwSI&t=2s&ab_channel=ChrisTechGuide

- Setup your app with your credentials

https://www.youtube.com/watch?v=tmJCHL5csaA&ab_channel=Blonxin

- How to optimize your wifi network for a good IPTV experience?

https://www.youtube.com/watch?v=7amGn0xKus&ab_channel=Maraksot78

- How to connect your device via Ethernet cable?

https://www.youtube.com/watch?v=whlHK-nRoWw&t=2s&ab_channel=ITMagics

Contact : support@p-digitaltv.com